

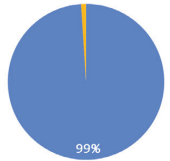
# KIPP UJIMA VILLAGE ACADEMY

4701 Greenspring Avenue, Room 115  
 Baltimore, MD 21209  
 410-545-3669 | www.kippbaltimore.org



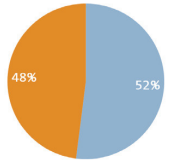
School leader: Shawn Toler  
 Year founded: 2002  
 Grades served: 5-8  
 Student enrollment: 373  
 Number of teachers (FTE): 20  
 Per pupil funding: \$9,000  
 Facility type: District lease  
 Size of school: 50,000 sq. ft.

## STUDENT DEMOGRAPHICS



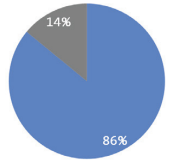
Race/Ethnicity

- African American
- Latino/Hispanic
- Asian
- Caucasian
- Other



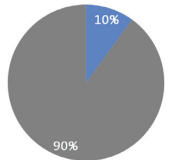
Gender

- Female
- Male



Eligible for Free/Reduced Priced Meals

- Yes
- No

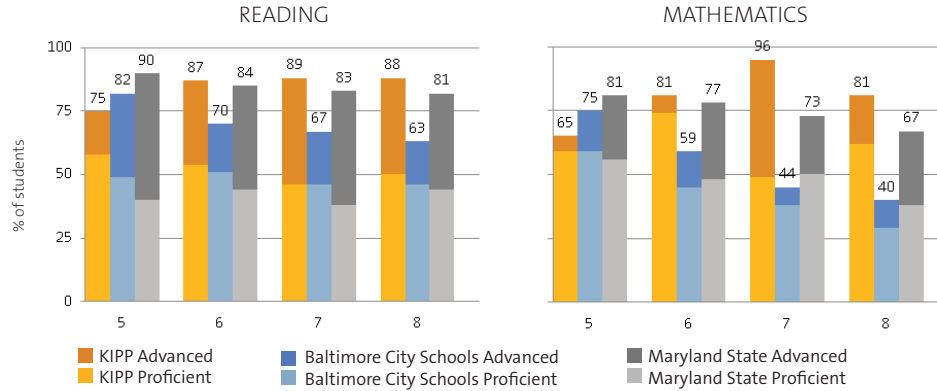


Receive Special Education Services

- Yes
- No

## STATE CRITERION-REFERENCED TEST: Maryland School Assessment

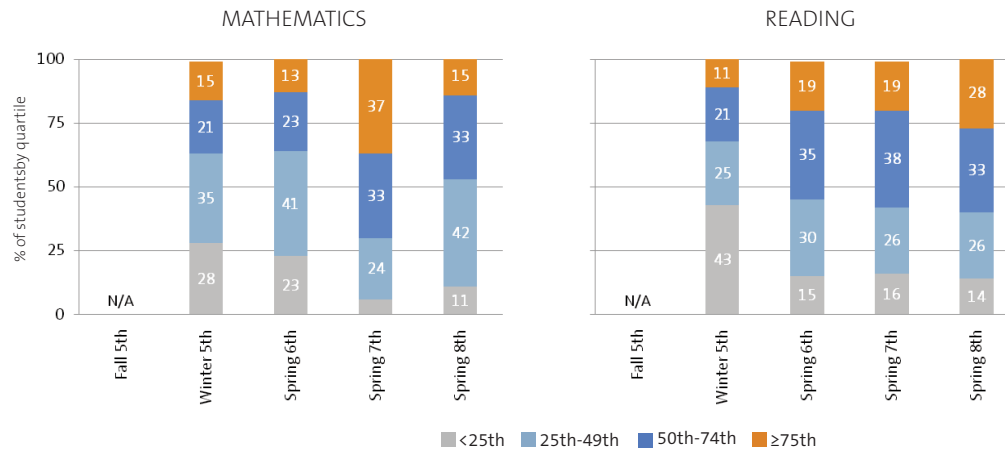
This test measures how well students have learned a set of academic skills established by the state. State criterion-referenced tests allow us to see how well KIPP schools performed in a given year, as compared with state standards and district and state averages. Subjects required by the state at each grade level may vary. Tests are administered at the end of each school year and therefore do not represent entering scores. All scores are from the 2008-09 school year and do not represent growth over time.



## NORM-REFERENCED TEST: Measures of Academic Progress (MAP)

Percent of students making 1+ year of academic progress in Mathematics: 67% | Reading: 77%

This nationally normed test is a computerized adaptive assessment that measures achievement and growth over time. The average student nationally is at the 50th percentile, and about 53% of students meet or exceed the average annual growth target. Reported scores are from 2008-09 and do not represent growth across grade levels.



## Notes:

Values on all graphs are rounded to the nearest whole number. Percentages for student demographics and norm-referenced tests may not add up to 100 due to rounding. Values less than 11% may not be labeled due to space constraints.

Metric for "1+ year of academic progress" is based on 5th grade SAT-9 test scores because KIPP Ujima Village Academy switched to MAP mid-year for grades 6, 7, and 8. 5th grade students only took MAP in Winter 2009, which is why 5th grade Fall 2008 and Spring 2009 norm-referenced test results are not reported.